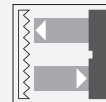




Retroreflective sensor ML17-54/25/115a/136-2M



- Compact series in universal housing for standard applications
- Miniature design
- Front mounting with M18-threads or side mounting holes
- 360° high visibility LEDs
- Time-saving mounting with quick clamp system
- Version with polarized filters detect shiny objects
- 4-in-1 output (push-pull)

Retroreflective sensor with polarization filter



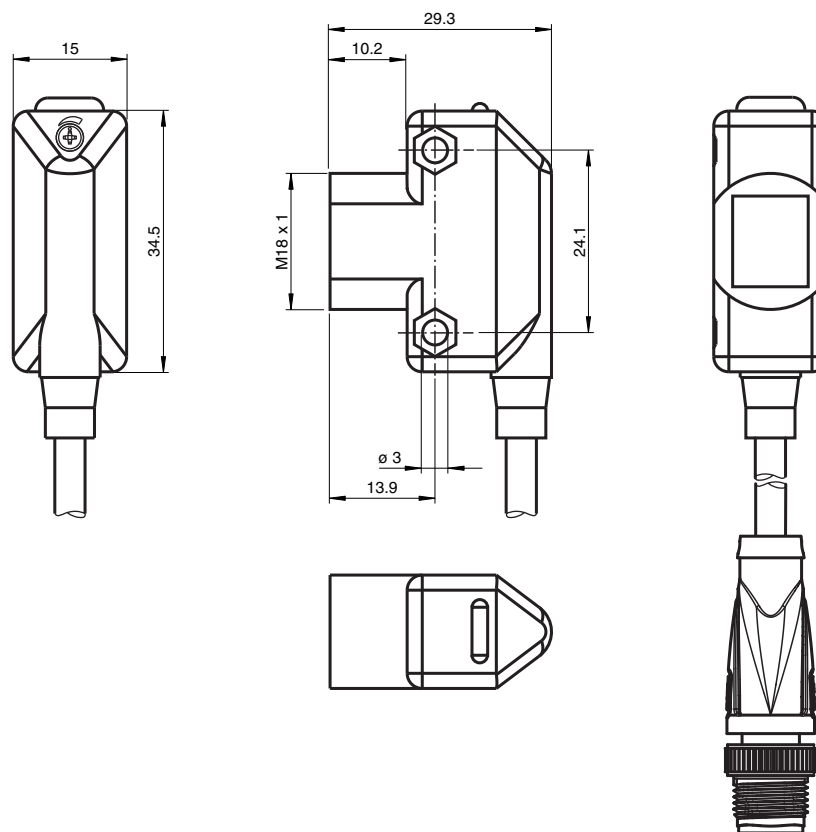
Function

The ML17 sensor family offers diverse connection and installation options, which means that it can adapt to the most varied automation tasks. In addition to the usual fitting method using M4 screws, these sensors can also be installed by means of M18 threaded insert. All devices are equipped with a green Power On display and a yellow function display. These displays are arranged in such a way that they are clearly visible from different directions.

Application

- Presence monitoring
- Target sensors
- Congestion monitoring
- Track loading
- Completeness checks

Dimensions



Technical Data

General specifications

Effective detection range	0 ... 3.5 m
Reflector distance	50 ... 3500 mm
Threshold detection range	5 m
Reference target	FE-RR1 reflector
Light source	LED
Light type	modulated visible red light , 626 nm
Polarization filter	yes
Ambient light limit	≤ 10000 Lux

Indicators/operating means

Operation indicator	LED green
Function indicator	LED yellow, lights up with receiver lit
Control elements	sensitivity adjustment

Electrical specifications

Operating voltage	U_B	10 ... 30 V DC , class 2
Ripple		max. 10 %
No-load supply current	I_0	< 25 mA
Operating current	I_B	100 mA max per output
Time delay before availability	t_v	≤ 200 ms

Output

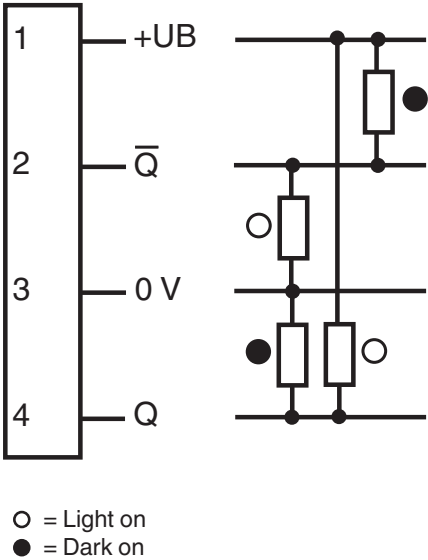
Switching type	light/dark on
Signal output	2 push-pull (4 in 1) outputs, short-circuit protected, reverse polarity protected, overvoltage protected
Switching voltage	max. 30 V DC

Release date: 2023-04-05 Date of issue: 2023-04-05 Filename: 70145715_eng.pdf

Technical Data

Switching current		max. 100 mA
Voltage drop	U _d	≤ 2 V DC
Switching frequency	f	500 Hz
Response time		≤ 1 ms
Conformity		
Product standard		EN 60947-5-2
Approvals and certificates		
UL approval		cULus
CCC approval		CCC approval / marking not required for products rated ≤36 V
Ambient conditions		
Ambient temperature		-20 ... 55 °C (-4 ... 131 °F)
Storage temperature		-20 ... 70 °C (-4 ... 158 °F)
Mechanical specifications		
Housing width		15 mm
Housing height		34.5 mm
Degree of protection		IP67
Connection		2000 mm PVC cable with 4-pin M8 connector
Material		
Housing		ABS
Optical face		Acrylic
Mass		approx. 40 g

Connection



Connection Assignment



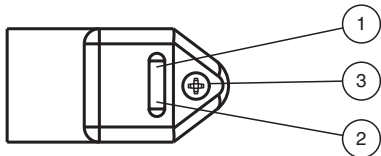
Release date: 2023-04-05 Date of issue: 2023-04-05 Filename: 70145715_eng.pdf

Connection Assignment

Wire colors in accordance with EN 60947-5-2

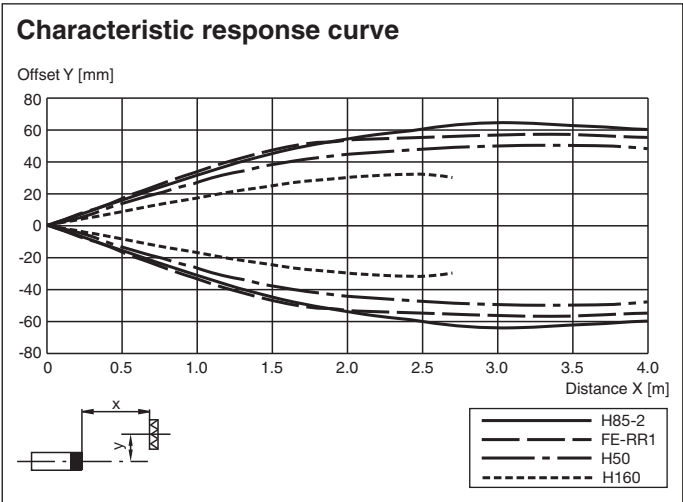
1	BN	(brown)
2	WH	(white)
3	BU	(blue)
4	BK	(black)

Assembly

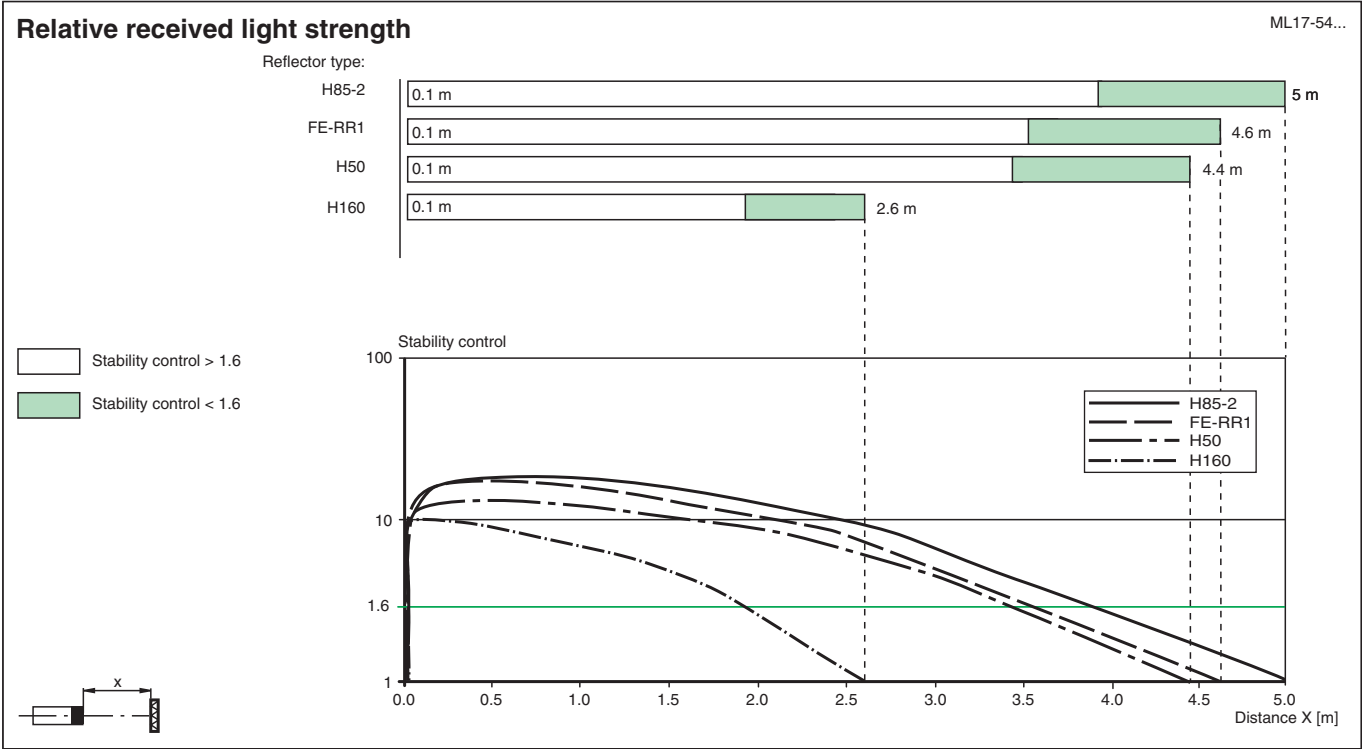


1	Signal display	yellow
2	Operating display	green
3	Sensitivity adjustment	

Characteristic Curve





Characteristic Curve



Application



Accessories

	OMH-ML17	Mounting bracket
	OMH-ML17-1	Mounting bracket